



### Features

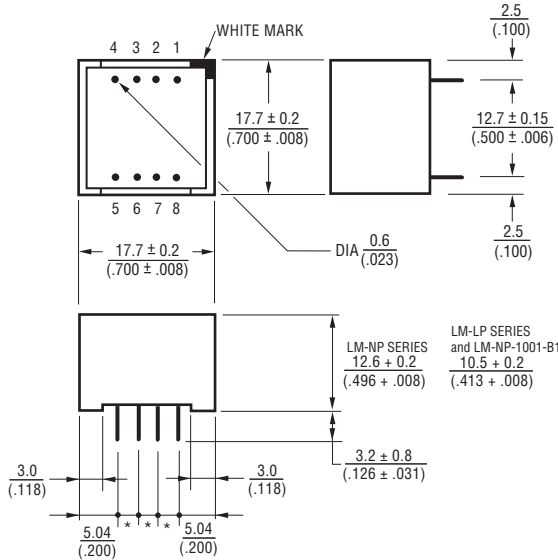
- Fully encapsulated
- Low profile
- High dielectric strength
- Ten models available
- Ex stock
- Competitively priced
- RoHS compliant\*

### Applications

- Line matching
- Fax modem

## LM-NP/-LP 1000 Series - Line Matching Transformers

### Product Dimensions



\*:pitch = 1/10" = 2.54 (.100) (for number of pins see pin assignment)

DIMENSIONS:  $\frac{\text{MM}}{\text{(INCHES)}}$

### Note

The LM-NP/-LP-1000 Series Line Matching Transformers meet the return loss specifications of BS 6305.

It is important, however, to use the circuit recommended by BS 6305 for return loss measurements.


The LM-NP-1000 Series are EN 41003 approved.

### How To Order


Model LM-xP-100x0xx L  
 Termination \_\_\_\_\_  
 L = Tin only (RoHS Compliant)

### Pin Assignment and Winding Configurations (Bottom View)

LM-NP-1001-B1L  
LM-LP-1001L

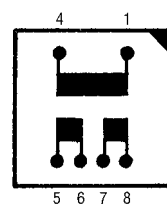


LM-NP-1002L  
LM-LP-1002L



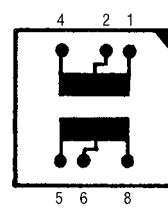
one-winding center-tapped\*

LM-NP-1003L  
LM-LP-1003L



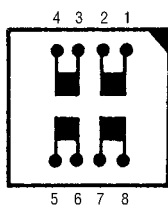
one winding split\*

LM-NP-1004L  
LM-LP-1004L



both windings center-tapped

LM-NP-1005L  
LM-LP-1005L



both windings split

\* Due to the unique design and the most advanced manufacturing techniques the 2 coils are fully identical, meaning there is no real primary nor secondary winding. Depending on the application, the transformers can be used either way.

\*RoHS Directive 2002/95/EC Jan 27, 2003 including Annex. Specifications are subject to change without notice. Customers should verify actual device performance in their specific applications

# LM-NP/-LP 1000 Series - Line Matching Transformers

# BOURNS®

## Part Numbers And Specifications

Parameters		Unit	LM-NP 1001-B1L	LM-NP 1002L	LM-NP 1003L	LM-NP 1004L	LM-NP 1005L	LM-LP 1001L	LM-LP 1002L	LM-LP 1003L	LM-LP 1004L	LM-LP 1005L
Ref. Temperature Data		°C	25	25	25	25	25	25	25	25	25	25
Impedance (min./at 1.0 kHz)	Primary	Ω	600	600	600	600 (150, 150)	600 (150+150)	600	600	600	600 (150, 150)	600 (150+150)
	Secondary	Ω	600	600 (150,150)	600 (150+150)	600 (150,150)	600 (150+150)	600	600 (150,150)	600 (150+150)	600 (150,150)	600 (150+150)
Inductance (min./at 0.2 kHz)	Primary	H	2.8	2.8	2.8	2.8 (0.7, 0.7)	2.8 (0.7+0.7)	2.8	2.8	2.8	2.8 (0.7, 0.7)	2.8 (0.7+0.7)
	Secondary	H	2.8	2.8 (0.7, 0.7)	2.8 (0.7+0.7)	2.8 (0.7, 0.7)	2.8 (0.7+0.7)	2.8	2.8 (0.7, 0.7)	2.8 (0.7+0.7)	2.8 (0.7, 0.7)	2.8 (0.7+0.7)
DC-Resistance (typical/±10 %)	Primary	Ω	66	66	66	66 (33,33)	66 (33+33)	90	90	90	90 (45,45)	90 (45+45)
	Secondary	Ω	66	66 (33,33)	66 (33+33)	66 (33,33)	66 (33+33)	90	90 (45,45)	90 (45+45)	90 (45,45)	90 (45+45)
Turns Ratio (± 2 %)		—	1:1	1:1	1:1	1:1	1:1	1:1	1:1	1:1	1:1	1:1
Winding Configurations		—	—	one winding center tapped	one winding split	both windings center tapped	both windings split	—	one winding center tapped	one winding split	both windings center tapped	both windings split
Insertion Loss (at 2.0 kHz)		dB	≤ 1.5					≤ 2.0				
Return Loss	Transformer (0.2 - 4.0 kHz)	dB	≥ 10.0					≥ 8.0				
	In Networks		≥ 21.0					≥ 20.0				
Shunt Loss (typical)		kΩ	9.0					9.0				
Frequency Response (typ./0.2 - 3.5 kHz)		dB	- 0.3					- 0.5				
Wide Band Response (0.2 - 10.0 kHz)		dB	-2.5					-4.5				
Power Level		dBm	- 45.0 to + 3.0					- 43.0 to + 3.0				
Longitudinal Balance (0.3 - 4.0 kHz)		dB	-80.0					- 70.0				
Distortion (0 dB/at 1.0 kHz)		%	≤ 0.1					≤ 0.25				
Leakage Induction (typical)		mH	14.0					14.0				
Dielectric Strength (P/S)		kVDC	6.5					6.5				
Temperature Range	Operation	°C	-10 to +60					-10 to +60				
	Storage	°C	-20 to +70					-20 to +70				
Specifications Met			BS 6204: Construction and flammability (UL 94V0) BS 6301: Isolation BS 6305: Return loss (1982/paragraph 4.3.2.2/b)					CCITT: Rec. T/CD 1-1 (Sept. 1982)				

REV. 05/11

Specifications are subject to change without notice.  
Customers should verify actual device performance in their specific applications

# Mouser Electronics

Authorized Distributor

Click to View Pricing, Inventory, Delivery & Lifecycle Information:

## Bourns:

[LM-NP-1003](#) [LM-NP-1005](#) [LM-LP-1002L](#) [LM-LP-1003L](#) [LM-LP-1004L](#) [LM-LP-1005L](#) [LM-NP-1001-B1](#) [LM-NP-1002](#)  
[LM-NP-1004](#) [LM-LP-1165L](#) [LM-NP-1002L](#) [LM-NP-1003L](#) [LM-NP-1004L](#) [LM-NP-1005L](#) [LM-NP-1001-B](#) [LM-NP-](#)  
[1001-B1L](#) [LM-LP-1001L](#)